
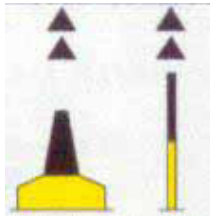



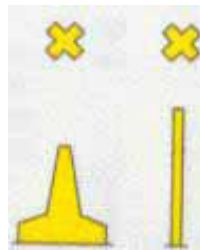
## PRE-ASSESSMENT PWC QUESTIONS & ANSWERS










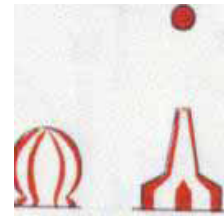













ABOVE ARE A NUMBER OF NAVIGATION AIDS. THEIR NAMES ARE :-

ISOLATED DANGER MARKS (1); SPECIAL MARKS (2); SAFE WATER MARKS (3);  
CARDINAL MARKS – NORTH (4); SOUTH (5); EAST (6) ; WEST (7);  
LATERAL PORT MARKS (8); LATERAL STARBOARD MARKS (9).

WRITE THE CORRECT NUMBER UNDER EACH MARK

## QUESTIONS & ANSWERS

**Q. WHAT IS THE MAXIMUM SPEED YOU ARE ALLOWED TO TRAVEL WITHIN 60 METERS OF A JETTY?**

- 4 Knots and no wash  
 6 Knots and no wash

**Q. WHAT IS THE MAXIMUM SPEED YOU ARE ALLOWED TO TRAVEL IN SMOOTH WATER LIMITS?**

- 10 Knots  
 40 Knots

**Q. DO EXCEPTIONS APPLY TO 6 KNOTS WITHIN 60 METERS OF SHORE?**

- Yes  
 No

**Q. WHAT IS THE EXCEPTION?**

- The waterway is less than 120 meters wide  
 There are no lateral markers

**Q. WHERE IS THE BEST PLACE TO FUEL YOUR PWC?**

- On the land  
 In the water

**Q. TWO BOATS ARE APPROACHING EACH OTHER HEAD ON WHAT DO YOU DO TO PREVENT A COLLISION? ALTER YOUR DIRECTION TO –**

- Port  
 Starboard  
 Stop boat

**Q. WHEN SHOULD AN EPIRB BE CARRIED?**

- When going more than 5 nautical miles from land  
 When going more than 2 nautical miles from land  
 When going more than 2 nautical miles from a marina

**Q. DO EPIRB'S HAVE AN EXPIRY DATE?**

- Yes  
 No

**Q. DOES A (PWC) PERSONAL WATER CRAFT HAVE TO CARRY NAVIGATION LIGHTS IN RESTRICTED VISIBILITY?**

- Yes  
 No

**Q. DOES A (PWC) PERSONAL WATER CRAFT RIDER NEED A SPECIAL P.W.C. LICENCE?**

- Yes  
 No

## QUESTIONS & ANSWERS CONTINUED

**Q. WHAT DO YOU DO WHEN YOU ARE NEAR SWIMMERS?**

- Slow down
- Stop the motor

**Q. WHAT MUST A SKIER BE WEARING?**

- A wetsuit which has built in buoyancy
- A PFD (Lifejacket) type 2 or 3

**Q. IN TERMS OF SPEED WHAT IS A KNOT?**

- One knot is one nautical mile per hour
- 1,000 meters

**Q. HOW DO YOU ESTIMATE IF YOU ARE DOING OVER 6 KNOTS**

- Other boaties are waving at you
- Six knots is equal to a brisk walking pace
- You are passing other vessels

**Q. APART FROM SAIL BOATS WHAT OTHER TYPES OF VESSELS DO YOU GIVE WAY TO?**

- Large vessels, trawlers, dredges, ferry's
- Coast Guard boats
- Police boats

**Q. YOU ARE COMING FROM THE OCEAN IN TO A RIVER. WHICH SIDE DO YOU PASS THE STARBOARD (GREEN) LATERAL MARKER ON?**

- On your port (red) side
- On your boats starboard (green) side

**Q. ON YOUR WAY BACK OUT TO THE OCEAN DO YOU KEEP THE STARBOARD MARKERS ON YOUR BOATS STARBOARD SIDE OR PORT SIDE?**

- Port side
- Starboard side

**Q. REGISTRATION SYMBOLS MUST BE DISPLAYED ON?**

- Port side
- Starboard side
- Both sides

**Q. WHERE MUST THE REGISTRATION LABEL BE AFFIXED?**

- On the port side of the hull next to the registration numbers
- On the windshield

**Q. WHERE MUST THE RIDE SMART STICKER BE AFFIXED?**

- Where it can be seen by other boats
- Where it can be seen by the operator

## QUESTIONS & ANSWERS CONTINUED

**Q. WHAT NAVIGATION LIGHTS ARE REQUIRED ON A ON A PERSONAL WATER CRAFT IN RESTRICTED VISIBILITY?**

- Sidelights – Port (red) Starboard (green) a white stern light (or an all round white)
- White light only

**Q. WHAT NAVIGATION LIGHTS ARE REQUIRED ON A TRAWLER?**

- Green over white up the mast, plus a port and starboard light
- An all round red light

**Q. WHICH SIDE OF THE CHANNEL DO YOU DRIVE?**

- Left (port side)
- Right (starboard side)

**Q. A SAILBOAT IS CROSSING YOUR BOW FROM PORT TO STARBOARD, WHAT DO YOU DO?**

- Give way
- Stand on

**Q. YOU ARE ABOUT TO OPERATE YOUR PWC IN AN UNFAMILIAR WATERWAY. WHAT WOULD YOU DO TO FAMILARISE YOURSELF ON THE AREA?**

- Ask a friend who knows the area
- Study a chart of the area

**Q. YOU HAVE A PASSENGER ON YOUR PWC WHAT ARE YOU GOING TO GET THE PASSENGER TO DO TO MAKE YOUR JOURNEY SAFER?**

- Get the passenger to carry the picnic lunch and drinks
- Get the passenger to keep a lookout for other craft and navigation aids

**Q. YOUR PASSENGER HAS JUST FALLEN OFF YOUR PWC AND YOU CANNOT UNDERSTAND WHY. WHAT SHOULD YOU DO SO IT DOES NOT HAPPEN AGAIN?**

- Tell your passenger to hold on harder
- Don't turn so sharply in future

**Q. WHAT IS THE CORRECT WAY TO RIGHT YOUR CAPSIZED PWC?**

- As long as you right it, it does not matter how you do it
- Ask your PWC's manufacturers agent

**Q. YOU HAVE BEEN INVITED BY FRIENDS TO OPERATE YOUR PWC FROM THE BEACH IN FRONT OF THEIR HOUSE ON A CANAL. ARE YOU DOING ANYTHING WRONG?**

- Yes
- No

**Q. WHY?**

---

---

---

---

**WE NOW ADVISE YOU READ ALL 11 PAGES OF THE ASSESSMENT INFORMATION BOOKLET, AS MOST OF THE MAIN ASSESSMENT ANSWERS ARE CONTAINED IN THIS HANDBOOK. THE WRITTEN ASSESSMENT STARTS AT 12.00 NOON UNLESS OTHERWISE ARRANGED AND CONTAINS 40 QUESTIONS PRIOR TO THE PRACTICAL ASSESSMENT COMMENCING.**

**WE RECOMMEND YOU KEEP THE HANDBOOK ON YOUR (PWC).**

© AUSTRALIAN BOAT SAFE LICENCE COLLEGE